



## Cuddle Scrunchie Scarf



**List of required materials:**

- Fabric
- Thread that complements the scarf color and blends in
- Sewing Machine
- Scissors
- Ribbon
- 1 Safety pin
- Pins
- Fabric marker
- Measuring tape or ruler

**Seam allowance:** 3/8" unless stated otherwise

Cut the following pieces of Cuddle fabric according to this sizing chart:

Size	Width x length	Pieces to be cut	Ribbon 1" wide	yardage	Appr.length of finished scarf
Girls	4.5" x 58"	2	42"	¼ yd	42"
Teens	5.5" x 45"	4	52"	2/3 yd	52"
Adults	7" x 60"	6	62"	1 ¼ yds	62"

For this scarf Cuddle from the Mar Bella collection was used. View this collection here:

<http://bit.ly/15xOwFM>




2

Take half of the strips and sew them together. Place 2 strips with right sides together and pin then sew along dashed lines:



Repeat this with all remaining strips until you have 2 continuous long strips.

Place the 2 connected strips with right sides together and pin entire scarf every inch. Leave a 2" opening on both small ends. Sew along dashed lines. Backstitch the beginning and end:



3

Trim off all 4 corners:



Reach into one opening and grab the other end of the scarf:





4

Gently pull it through:



Spread out the scarf and draw two lines down the center with a 1" distance:




5

Sew along both lines with a straight stitch. Sew all the way down the scarf. Backstitch the beginning and end:




Secure a safety pin to both ends, secure one end to the side of the scarf to prevent ribbon from disappearing into the casing and insert the other safety pin into the casing as shown:



6

Release the safety pin from the side of the scarf and let the ribbon get pulled into the casing so that only 0.5 inch peeks out. Pin it down through the scarf material and sew entire opening closed. Sew back and forth a few times. Backstitch the beginning and end:



Repeat this with the other ribbon end.

Distribute the ribbon to both sides equally and sew down the center of the scarf through the ribbon:







All done! For more Cuddle projects please visit the sites below.

You can find Shannon Fabrics Cuddle at your local fabric store or quilt shop. Here are a few stores across the country that carry a wide selection: Fabric Depot, Beverly's Fabrics, and Mary Jo's Cloth Store. You can also find Cuddle through many other online retailers.

**Find Shannon Fabrics here:**

- Website: <http://www.shannonfabrics.com/>
- Facebook: <http://www.facebook.com/ShannonFabrics>
- Twitter: <http://twitter.com/#!/ShannonFabrics>
- YouTube: <http://www.youtube.com/user/ShannonFabrics>
- Pinterest: <http://pinterest.com/shannonfabrics/>
- Flickr: <http://www.flickr.com/photos/shannonfabrics>

**Find Whimsy Couture™ here:**

- Pattern shop: [www.whimsycouturesewingpatterns.com/](http://www.whimsycouturesewingpatterns.com/)
- Facebook: <http://www.facebook.com/WhimsyCoutureSewingPatterns>
- Pinterest: <http://pinterest.com/whimsycouture/>