

Quilting Cuddle® — on a Longarm

Whether you have your own longarm or send your quilts to a longarm service, here are the things you'll want to know.

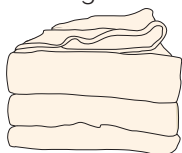
Let's get started:



PHOTO CREDIT: LISA LUECK

1 Should I use batting?

Batting is recommended, though not required. It adds weight, structure, and gives the quilting more definition.



Consider cotton/poly blend, cotton, or wool.

2 Will backing fibers poke through?

Luxe Cuddle® fibers will sometimes poke through. To minimize it being noticeable: **1** Use batting. **2** Choose a top thread color that matches the backing. And/or **3** Choose a backing that matches the color of the quilt top.

3 Extra-wide Cuddle®

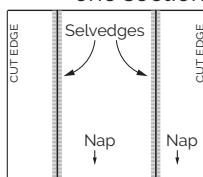
Avoid having to piece the backing! Dozens of Cuddle® colors come in Extra-Wide (90").

Ask about pre-cut 3-yard Cuddle® Cuts at your local shop.



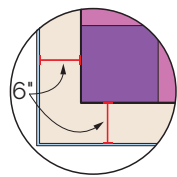
4 Piece Cuddle® backing, if necessary.

If you do need to piece the backing, cut one section in half lengthwise. Sew the selvedge of each cut piece to the center section selvedges. (There is no need to remove the selvedges.)



Have the naps run in the same direction.

5 What size should the backing and batting be?



Cut your batting and backing 6" wider on all sides than the outside edge of your quilt.

7 Attaching the quilt to the leaders.

Keep the tension of the backing slightly looser than for a cotton backing. Cuddle® is a knit fabric and does have a slight stretch.

Consider using SewTites® Magnum magnets—a pin-free way to load your quilt. (SEWTITES.COM)

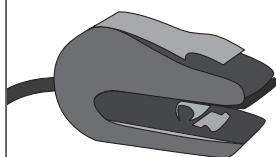


6 Loading a Longarm—Two Ways.

- 1 | IF USING AN SINGLE PIECE BACKING:**
Have selvedges run perpendicular to the leaders. Pin the cut edge across the roll bar evenly distributing the fabric.
- 2 | IF USING A PIECED BACKING:**
Have seam run horizontally to avoid a fabric bump on your take-up rail.

8 Adjusting the clamps.

Do not overstretch the side clamps. Use a lighter tension to ensure that when the quilt is taken off the longarm, it will not spring back to a relaxed state and wrinkle the quilt top.



9 What quilting designs work best?

Any! From loose pantographs to dense, custom quilting, everything works well for longarm quilting with Cuddle®.

The quilting looks especially stunning when using a solid Cuddle®3 color for the backing.

