

Quilting Cuddle® on Your Home Machine


Yes, you can quilt your Cuddle® quilt on your home machine. Whether you are backing a traditional pieced cotton top with Cuddle® or using a Cuddle® top and Cuddle® backing, follow these tips to be successful.

Here's how:



PHOTO CREDIT: TERESA COATES


1 What needle and thread combination is best?



Use polyester sewing thread and a 90/14 SCHMETZ stretch needle. Increase the stitch length to at least 4mm.

2 Batting? No Batting?

Batting is recommended for larger quilts. It adds structure, weight, and gives the quilting stitches more definition.



Use your favorite batting—cotton, cotton/poly, or wool. Thicker batting will make the stitching more pronounced.

3 How wide should the backing/batting be?


Plan to have a 4" border on all sides. This will give you room to square up the quilt after the quilting is completed.

4 Will Cuddle® fibers from a backing poke through to the quilt top?

In general, no, but you can minimize any problem by using batting.

If working without batting, choose a backing that blends with the colors in the quilt top and make a small test square with your fabric, needle, and thread combination to be sure.

5 What's the best way to hold the layers together?




Using spray baste is the easiest way to hold the backing, batting, and quilt top together. (Cuddle® is generally too thick to use safety pins.) We recommend ODIF® 505 Temporary Adhesive—it's odorless, colorless, and will not gum your needle.

6 Should I use a walking foot?

Oh, yes! If you have a walking foot (or an even-feed option) for your machine, definitely use it.

If you do not have a walking foot and plan to work frequently with Cuddle®, purchasing one would be a good investment.



Quilting design options...

In addition to using a walking foot, consider the following:


- Free-motion quilting: pebbles, stippling, or large feathers
- In-the-hoop machine quilting
- Echo quilting along stitching or print fabric motifs

- RECOMMENDED NOTIONS**
- 90/14 SCHMETZ stretch needle
 - Odif 505 Temporary Adhesive
 - Walking foot
 - Book: *Walk*, by Jacquie Gering
- WASHING INSTRUCTIONS**
- Prewash red and dark colors.
 - For best results, wash finished projects in cool water with a gentle detergent.
 - Do not use fabric softener.
 - Dry in a no-heat dryer or line dry.

7 Slow down!

Whether you have a cotton or a Cuddle® top, the quilt sandwich will be thick and a bit heavy. Slow down. Give your machine needle time to move without being stressed by aggressive horizontal movement.

8 What quilting designs work best?



To prevent tucks in the backing, use larger, less dense quilting designs.

9 Where can I find design ideas?



Walking foot designs are very effective—and fun! Jacquie Gering's book *WALK: Master Machine Quilting with Your Walking Foot* has dozens of creative quilting designs in an easy-to-follow format.